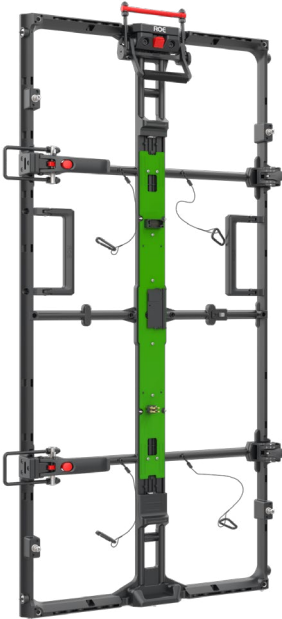


Lose Weight – Add Performance

Building large indoor LED walls while keeping the overall added weight down is now possible with Graphite. Graphite offers a lightweight LED panel without compromising on performance. With a weight of only 18kg per sqm, this sturdy LED panel is ideal for creating indoor LED walls and ceilings.

18kg/m<sup>2</sup>



Better design, more rigidity.



Interchangeable modules. Only one type of module for all positions on the LED panel.

interchangeable



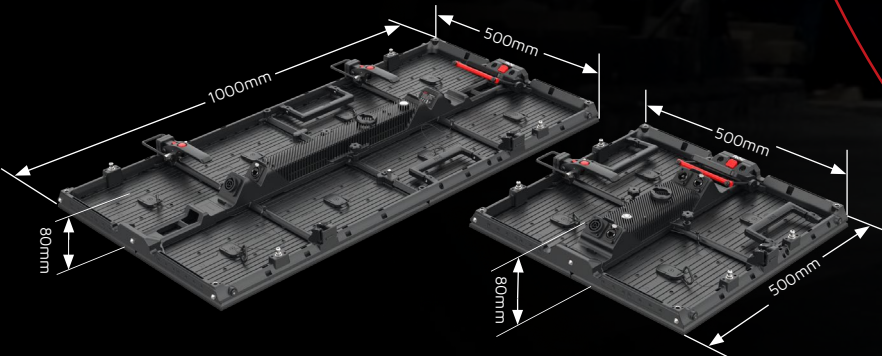
New customized PSU, higher integration and narrower.

Specifications

Graphite	GP2.6	GP3.1	GP3.9
Pixel Pitch	2.604mm	3.125mm	3.91mm
Max Brightness Calibrated	1500nits	1500nits	1500nits
Panel Dimension	500mm x 1000mm x 80mm 19.7" x 39.4" x 3.1"	500mm x 1000mm x 80mm 19.7" x 39.4" x 3.1"	500mm x 1000mm x 80mm 19.7" x 39.4" x 3.1"
Panel Resolution (H x V)	192 x 384	160 x 320	128 x 256
Panel Weight	9kg; 19.84lbs	9kg; 19.84lbs	9kg; 19.84lbs
Power Consumption Max / Average	320W / 160W	320W / 160W	320W / 160W
BTU Max / Average	1100 / 500	1100 / 500	1100 / 500
Transparency	Solid	Solid	Solid
Serviceability	Front / Rear	Front / Rear	Front / Rear
Curving (Concave & Convex)	Concave 5° / 0° / Convex 5°	Concave 5° / 0° / Convex 5°	Concave 5° / 0° / Convex 5°
Max. Hanging (panels) *1	12	12	12
Max. Stacking (panels) *2	6	6	6
LED Configuration	SMD 1515 Black	SMD 1515 Black	SMD 1515 Black
Viewing Angle Horizontal	160°	160°	160°
Viewing Angle Vertical	140°	140°	140°
Scan Ratio	1/16	1/16	1/16
Refresh Rate	7680Hz	7680Hz	7680Hz
Gray Scale	16bit	16bit	16bit
Frame Material	Magnesium Alloy	Magnesium Alloy	Magnesium Alloy
Processing Platform	MVR / Brompton / Evision	MVR / Brompton / Evision	MVR / Brompton / Evision
Operational Temp / Humidity	-20°~45°C, 10~90%RH -4°~113°F, 10~90%RH	-20°~45°C, 10~90%RH -4°~113°F, 10~90%RH	-20°~45°C, 10~90%RH -4°~113°F, 10~90%RH
Storage Temp / Humidity	-40°~60°C, 10~90%RH -40°~140°F, 10~90%RH	-40°~60°C, 10~90%RH -40°~140°F, 10~90%RH	-40°~60°C, 10~90%RH -40°~140°F, 10~90%RH
IP Rating	Indoor	Indoor	Indoor
Certifications	CE, ETL, FCC, UKCA	CE, ETL, FCC, UKCA	CE, ETL, FCC, UKCA

\*Notes: The specifications are for reference, actual values may vary.  
1. The max. hanging amount is only valid when the ROE Visual hanging bar and complementary accessories are used and in an indoor situation, safety factor is 8. No climbing is allowed.  
2. The max. stacking amount is only valid when the ROE Visual stacking system and complementary accessories are used, sufficient ballast is applied and in an indoor situation. No climbing is allowed.


Dimensions



www.roevisual.com

ROE China | ROE US | ROE EU | ROE UK | ROE JP | ROE ME  
roe@roevisual.com

ROE  
CREATIVE DISPLAY



Graphite

Durable Meets Lightweight

INDOOR LED PANELS



# Graphite is Your Lightweight, Fast-building Indoor LED Solution


## Safe on Production Time

Building large LED walls fast is paramount, reducing valuable production time. Graphite accommodates fast-building with its large, lightweight panels, integrated magnet-assisted assembly, and smart-lock system. Using the quick smart-lock system, you can achieve a time saving of about 40% compared to standard LED panels.

Vertical Smart-lock

Horizontal Smart-lock

Magnet Assembly





## The Freedom to Design

Graphite offers creative freedom through its flexible application options, whether in straight or curved designs. With Graphite, you can create LED displays at every position, like a wall, ceiling, or raked at any angle; even double-sided use is possible.

## Multi-Creative Shapes

The Graphite series offers triangle, sector, and right-angle splicing panels for creative solutions, giving more space and freedom for the stage designer.



Light weight

Curved configuration possible

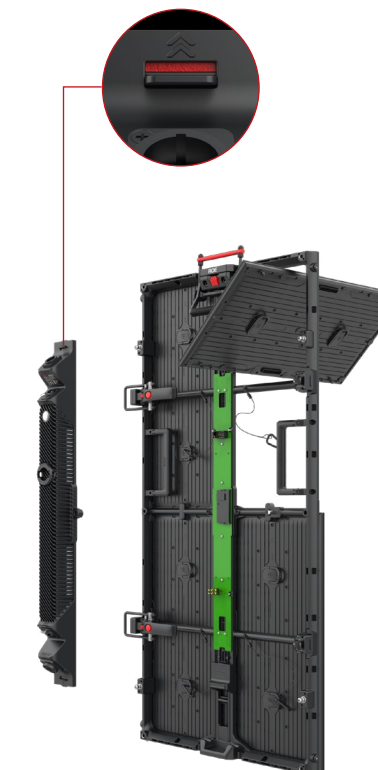
LED ceiling

Quick install

Double sides hanging

Easy maintenance

High brightness



## Easy Maintenance

Graphite offers easy, in-service maintenance. Both the PSU and the LED modules can be swapped while in use. The LED modules are interchangeable and can be replaced from the front as well as from the back of the LED panel.