

ROE

CREATIVE DISPLAY



Ruby 1.5F V2&2.6F

Ideal for Virtual Production Solutions

INDOOR LED PANELS

Stable Perfect Performance

What's the critical point to the Virtual Production solution?
Stunning in-camera visual and stable using experience. ROE Visual chose 1010 Flip Chip that offer a better LED solution with higher brightness and better color presentation. Less heat dissipation and higher refresh rate give a stable and impressive performance.



Advanced LED Technology for Virtual Production Purposes

How to comprise the latest technology into an advanced LED panel and translate that to an outstanding performance? ROE Visual has done just that. The Ruby LED panels are a new generation of LED panels equipped with features that are beneficial for any studio of film related environment.



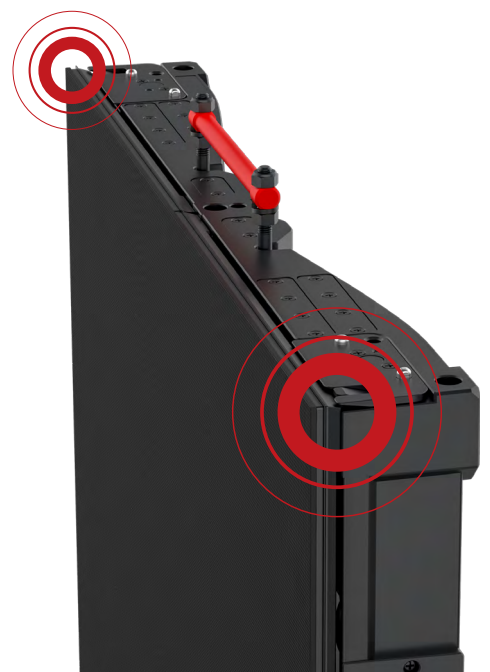
Your virtual background, Visualised better than ever before

Unprecedented Viewing Angle

The absence of any mask enables an unprecedented wide viewing angle. With its high-brightness LED performance, the Ruby panels give an excellent visual performance for both direct viewing and in-camera visuals.

Automatic Edge Protection

The Ruby LED panels incorporate automatic edge-protection on each panel corner, thereby reducing pixel damage drastically. The magnet-assisted assembly and vertically operated side locks with Z-axis correction make assembly quick, accurate and easy.




Easy Maintenance

With both front and rear module service, the Ruby panels are easy to maintain. The integrated PSU and Hub unit make repair and replacement of spare parts easy and cost-effective.

A Multitude of Shades of Black Coming Alive


With its incredible 16-bit gray scale Ruby offers precision imagery, showing black in endless scales and fluent gradients.

The New Standard for Stunning Visuals



Details that Matter

The well-chosen LEDs are perfect for the Virtual Production solutions, including film shooting and broadcasting. With its high contrast, high brightness and wide viewing angle, the Ruby panels give an excellent visual performance for both direct viewing and in-camera visuals.





HDR supported LED technology

High Brightness



HDR

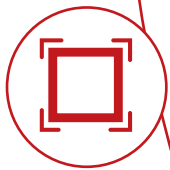
Modular design
PSU and HUB
combined in one unit



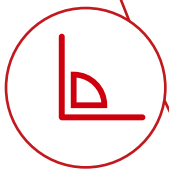
Front and rear
module service




Automatic edge-
protection



Right
Angle



Curving
Options



Specifications

Ruby	RB1.5F V2	RB2.6F
Pixel Pitch	1.56mm	2.604mm
Max Brightness Calibrated	1000nits	2500nits
Panel Dimension	500mm x 500mm x 73mm 19.7" x 19.7" x 2.87"	500mm x 500mm x 73mm 19.7" x 19.7" x 2.87"
Panel Resolution (H x V)	320 x 320	192 x 192
Panel Weight	9.06kg; 19.97lbs	8.02kg; 17.68lbs
Power Consumption Max / Average	240W / 120W	210W / 105W
BTU Max / Average	820 / 375	715 / 330
Transparency	Solid	Solid
Serviceability	Front / Rear	Front / Rear
Curving (Concave & Convex) *1	Concave 5°~Convex 3°	Concave 5°~Convex 5°
Max. Hanging (panels) *2	20	20
Max. Stacking (panels) *3	12	12
LED Configuration	1010 Flip Chip	1515 Flip Chip
Viewing Angle Horizontal	140°	140°
Viewing Angle Vertical	140°	140°
Scan Ratio	1/10	1/8
Refresh Rate	7680Hz	7680Hz
Gray Scale	16bit	16bit
Frame Material	Magnesium Alloy	Magnesium Alloy
Processing Platform	MVR / Brompton	MVR / Brompton
Operational Temp / Humidity	-20°~45°C, 10~90%RH -4°~113°F, 10~90%RH	-20°~45°C, 10~90%RH -4°~113°F, 10~90%RH
Storage Temp / Humidity	-40°~60°C, 10~90%RH -40°~140°F, 10~90%RH	-40°~60°C, 10~90%RH -40°~140°F, 10~90%RH
IP Rating	Indoor	Indoor
Certifications	CE, ETL, FCC, RoHS, WEEE	CE, ETL, FCC, RoHS, WEEE
3D Ready	Yes	Yes

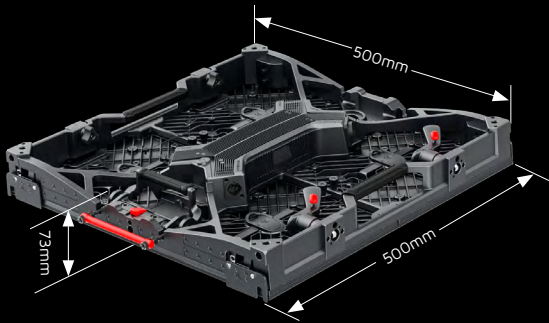
*Notes: The Specifications are for reference, actual values may vary.

1. Convex curving ability only applies to custom tiles.

2. The max. hanging amount is only valid when the ROE Visual hanging bar and complementary accessories are used and in an indoor situation, safety factor is 8. No climbing is allowed.

3. The max. stacking amount is only valid when the ROE Visual stacking system and complementary accessories are used, sufficient ballast is applied and in an indoor situation. No climbing is allowed.

Dimensions



www.roevisual.com

ROE China | ROE US | ROE EU | ROE UK | ROE JP | ROE ME
roe@roevisual.com