


## Specifications

Black Quartz	BQ 3.9	BQ 4.6	BQ 6.2
Pixel Pitch	3.9mm	4.6mm	6.25mm
Max Brightness Calibrated	5000nits with Black LED	5000nits with Black LED	6000nit with White LED
Panel Dimension	500mm x 1000mm x 83mm 19.69" x 39.38" x 3.27"	500mm x 1000mm x 83mm 19.69" x 39.38" x 3.27"	500mm x 1000mm x 83mm 19.69" x 39.38" x 3.27"
Panel Resolution (H x V)	128 x 256	108 x 216	80x160
Panel Weight	17.8kg; 39.24lbs	17.8kg; 39.24lbs	17.8kg; 39.24lbs
Panel Weight (incl. Support Frame)	22kg; 48.50lbs	22kg; 48.50lbs	22kg; 48.50lbs
Power Consumption Max / Average	360W / 180W	370W / 185W	350W / 175W
BTU Max / Average	1229 / 565	1263 / 581	1296 / 596
Transparency	Solid	Solid	Solid
Serviceability	Front / Rear	Front / Rear	Front / Rear
Curving (Concave & Convex)	Concave 10°-Convex 10°	Concave 10°-Convex 10°	Concave 10°-Convex 10°
Max. Hanging (panels)	18	18	18
Max. Stacking (panels)	6	6	6
LED Configuration	SMD 1415 Black (common cathode)	SMD 1921 Black (common cathode)	SMD 1921 White (common cathode)
Viewing Angle Horizontal	160°	160°	160°
Viewing Angle Vertical	110°	110°	110°
Scan Ratio	1/8	1/6	1/5
Refresh Rate	3840Hz	3840Hz	7680Hz
Gray Scale	16bit	16bit	16bit
Frame Material	Magnesium Alloy	Magnesium Alloy	Magnesium Alloy
Processing Platform	Brompton / MVR / Evision	Brompton / MVR / Evision	Brompton / MVR / Evision
Operational Temp / Humidity	-20°-45°C, 10-90%RH -4°-113°F, 10-90%RH	-20°-45°C, 10-90%RH -4°-113°F, 10-90%RH	-20°-45°C, 10-90%RH -4°-113°F, 10-90%RH
Storage Temp / Humidity	-40°-60°C, 10-90%RH -40°-140°F, 10-90%RH	-40°-60°C, 10-90%RH -40°-140°F, 10-90%RH	-40°-60°C, 10-90%RH -40°-140°F, 10-90%RH
IP Rating	Outdoor	Outdoor	Outdoor
Certifications	CE, ETL, FCC	CE, ETL, FCC	CE, ETL, FCC

Notes: The specifications are for reference, actual values may vary.

## Dimensions



[www.roevisual.com](http://www.roevisual.com)

ROE Visual Co., Ltd. | ROE Visual US, Inc. | ROE Visual Europe BV  
[roe@roevisual.com](mailto:roe@roevisual.com) | [roe@roevisual.com](mailto:roe@roevisual.com) | [roe@roevisual.com](mailto:roe@roevisual.com)

# ROE

CREATIVE DISPLAY



## Black Quartz

The Ultimate All-in-one Solution

OUTDOOR LED PANELS




# The Perfect Outdoor LED Screen Solution

Guarantee audience safety with wind-load resistant LED screens.

Building outdoor LED screens can be a challenge. The Black Quartz LED panels by ROE Visual are designed as your fast-building, wind-load resistant LED screen solution. The Black Quartz offers a full-fledged LED screen appliance, combining a small pitch LED panel with an integrated wind-bracing system, the perfect solution for your next tour or outdoor event.

## Cutting-edge Common Cathode Technology

Black Quartz panels have an excellent visual performance due to the use of Common Cathode technology. Its stable and brilliant LED performance, with reduced color differences and relative high brightness, is the result of a significantly reduced panel temperature and efficient heat-dissipation.




## Black LED for Excellent Visuals

Using only the best components, the Black Quartz stands out with an unrivalled visual performance. Using Black LED, Black Quartz sports a high contrast ratio and wide color gamut. High-performance processing cards include functionalities like: Natural true color, low latency, module calibration, edge correction, HDR10 and 10-bit greyscale with excellent performance on low brightness.



## Unrivalled Grayscales

Low brightness mode for unrivalled grayscales at indoor use



## Full Integration

The Black Quartz LED panels are equipped with an incorporated bracing truss. Once mounted, the LED panels are wind-load resistant and can be used till windspeeds of 20m/sec. The LED modules, power box and receiving card are all mounted directly on the rigid frame, creating a fully integrated LED solution offering higher precision and less weight than conventional systems. The result is a seamless LED screen with a great visual performance that can be used in almost any environment.



## Seamless Small Pitch Screens

The rigid frame of the Black Quartz LED panels enables flawless connection of even the smallest 3.91mm pixel pitch. The magnesium based touring frame guarantees optimal handling and transportation as well as an easy stacking or hanging solution. The high precision frames are fitted with pixel pitches ranging from 3.9mm to 4.6mm and have integrated edge protection.



## Curving Capabilities

The Black Quartz LED panels offer efficient curving capabilities in convex as well as concave set-ups, varying from -10° to 10° degree angles. The standard locks can be used to obtain these curves with perfect accuracy. For other, customized angles, special locks are available, creating the possibility for -10° to 10° degree angles.



## Fast and Easy Service Access

To facilitate on-site repair and quick maintenance, the modular design of the Black Quartz system offers front as well as rear module replacement. The modular design further enhances cost-effective maintenance, parts can be easily replaced without having to discard the whole panel and sub-frame.