


BrightLogic TouchController TCX4 | 8 & Video Controller VC6

Multitouch Interactive LED TouchController

BrightLogic TouchController TCX4 | 8



BrightLogic Video Controller VC6



TouchController TCX4|8

The BrightLogic TouchController TCX4|8 manages up to 8 connected BrightLogic Video Controllers (VC6). The TouchController provides an easy-to-use web based GUI which can be accessed via an iPad, laptop or desktop computer, making it extremely easy to configure your Interactive LED Panels. The TouchController provides real-time feedback of the sensor data from all connected video controllers, and offers multiple API end-points (XML, NDI) for connecting 3rd Party Content Applications, such as TouchDesigner & Notch.

Video Controller VC6

The BrightLogic Video Controller (VC6), is compatible with the Interactive Black Marble LED floor from ROE Visual, the BM5i. A single Video Controller is capable of displaying up to 1,500,000 pixels while also detecting 16,896 Touchpoints (sensors) simultaneously every 33ms, so you can be sure every touch or footstep is accounted for.

Sensor Management and Calibration

The TouchController includes automatic calibration of sensors across large installations, therefore you can always be sure that the touch data is accurate. Sensors can be easily excluded from an interactive experience enabling objects such as tables, chairs and scenery to be placed on the ActiveFloor without affecting the content experience. Calibration of the sensors enables multiple surface types to be used, such as polycarbonate, glass etc.

Sensor Simulation Modes & Sensor Recording/Playback

There are plenty of built-in floor simulation modes which trigger (virtual sensors) on the API, this enables developers to be able to test with simulated touch data. The TouchController also includes a recording capability which enables developers to save and playback frame-accurate & timestamped interactive touch data from the interactive floor panels (walk, run, jump, dance, etc). This makes developing custom applications a breeze.

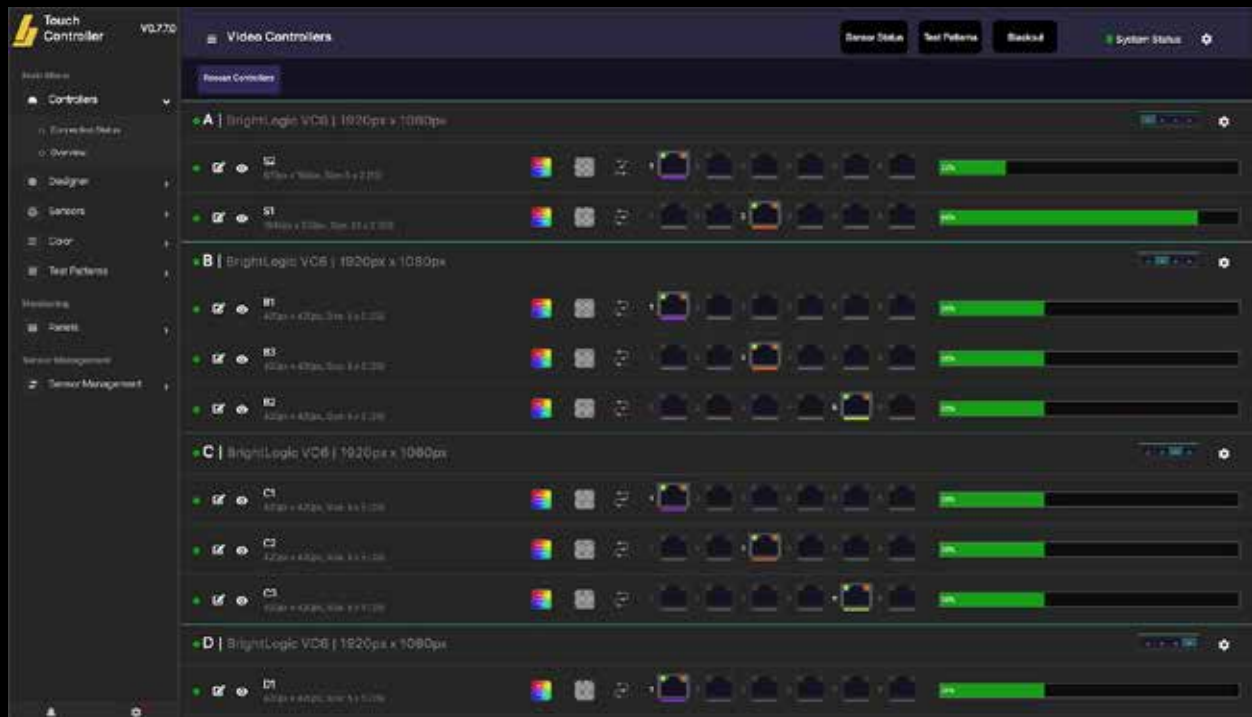
© Copyright BrightLogic 2019. All rights reserved.

All product names, logos, and brands are property of their respective owners. All company, product and service names used in this document are for identification purposes only. Use of these names, logos, and brands does not imply endorsement.

www.roevisual.com

Touch Data Formats for Live Performance Applications

Touch Data is available in the following formats: XML, JSON, Image, NDI. The touch data can easily be read by industry standard creative applications such as TouchDesigner, Notch, Unity, Cinder, OpenFrameworks and more...




TouchController GUI - Web based management interface can be accessed via iPad or Laptop

© Copyright BrightLogic 2019. All rights reserved.

All product names, logos, and brands are property of their respective owners. All company, product and service names used in this document are for identification purposes only. Use of these names, logos, and brands does not imply endorsement.
www.roevisual.com

TouchController TCX4 | 8 Technical Details

Inputs	
Video Controllers Supported	4x (TCX4 Model) 8x (TCX8 Model)
Video Outputs	1x HDMI (GUI)
Network Ports	1x LAN 1x SERVICE 1x MGMT (GUI) 1x Video Controller (direct connect) or Network Switch with multiple Video Controllers connected
Interactive Features	
Max Touch Points per Touch Controller	<p>TCX4: 55,473 Simultaneous Touch Points @ 33ms (4 Connected Video Controllers)</p> <p>TCX8: 110,946 Simultaneous Touch Points @ 33ms (8 Connected Video Controllers)</p> <p>For larger installations, touch data can be aggregated with multiple Touch Controllers.</p>
Touch Data Refresh Rate	33ms (based on 110,946 simultaneous touches)
Touch Data Formats	API Endpoints: XML, JSON, Image, NDI
Compatible with the following Applications	

© Copyright BrightLogic 2019. All rights reserved.

All product names, logos, and brands are property of their respective owners. All company, product and service names used in this document are for identification purposes only. Use of these names, logos, and brands does not imply endorsement.
www.roevisual.com

Video Controller VC6 Technical Details


Inputs	
Video Inputs	1x HDMI (1920 x 1080 max input resolution)
Supported Resolutions	720x480; 800x600; 1024x768; 1152x864; 1176x664; 1280x720; 1280x768; 1200x800; 1280x960; 1280x1024; 1366x768; 1440x480; 1440x576; 1600x900; 1600x1024 ;1680x1050; 1768x992; 1920x1080; 1920x1200; 1920x1440
Frame Rate	60Hz, 59Hz, 50Hz, 30Hz, 25Hz, 24Hz, 23Hz
Data Rate	297Mpixel/s
Bit Depth	32 / 24 / 16bit RGB (4:4:4) 16bit YUV (4:2:2) 12bit YUV, NV12, YV12 (4:2:0)
Latency from input to panel display	~2 frames
Outputs	
LED Ports	6x Gigabit Ethernet Ports (3 primary, 3 backup)
Touch Data	1x Gigabit Ethernet Port for Touch Data
Max Pixels	1,500,000 per video controller (with redundancy)
Backup	Automatic Failover to redundant video & touch data

© Copyright BrightLogic 2019. All rights reserved.

All product names, logos, and brands are property of their respective owners. All company, product and service names used in this document are for identification purposes only. Use of these names, logos, and brands does not imply endorsement.
www.roevisual.com

BrightLogic Receiver Card w/Touch Support

Paired with the VC6 Video Controller is BrightLogic's NEW Receiver Card, capable of processing touch data from the Interactive LED Panels. To learn more about the new BrightLogic Interactive LED products, visit BrightLogic.com



© Copyright BrightLogic 2019. All rights reserved.

All product names, logos, and brands are property of their respective owners. All company, product and service names used in this document are for identification purposes only. Use of these names, logos, and brands does not imply endorsement.
www.roevisual.com